



Training

研究夥伴



A division of the American Chemical Society

大

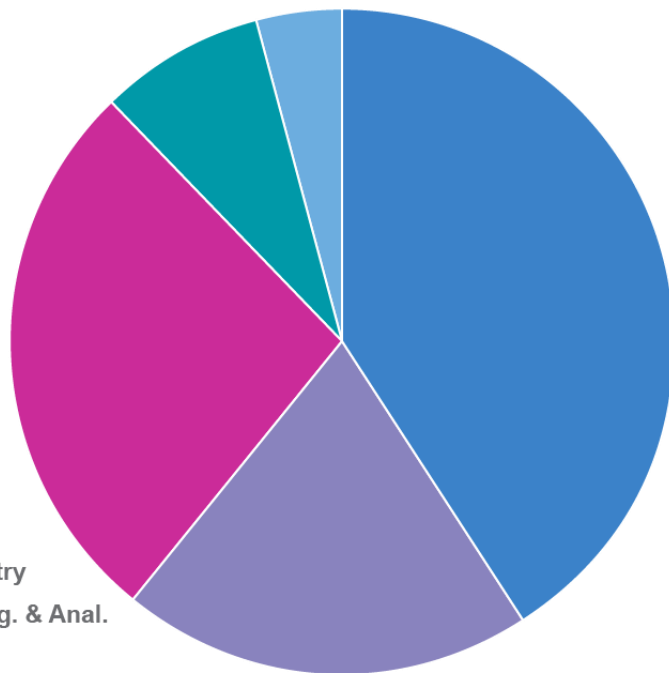
綱

1. 基本介紹
2. 進階功能介紹
3. 實際例子 Demo
4. 新功能介紹

基本介紹

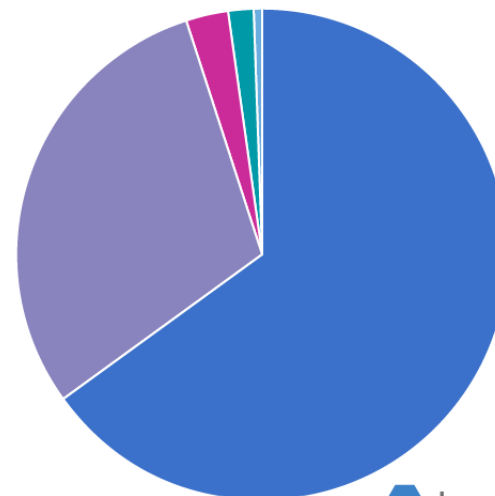
涵蓋範圍與領域

Discipline areas not in traditional chemistry **61%**



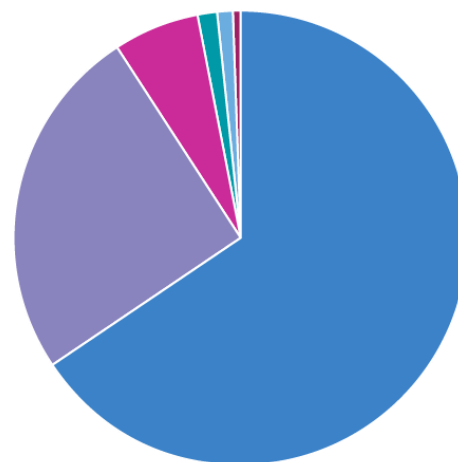
- Biochemistry
- Phys., Inorg. & Anal.
- Applied
- Macromolecular
- Organic

Disclosure types not published in journals **35%**



- Journal
- Patent
- Dissertation
- Conferences
- Technical Papers/Book Announcements

Original publication languages not in English **35%**



- English
- Chinese
- Japanese
- German
- Russian
- French/Spanish

基本功能介紹

The screenshot shows the SciFinder web interface. At the top, there are navigation tabs: "Explore", "Saved Searches", and "SciPlanner". Below these, the left sidebar contains three main categories: "REFERENCES", "SUBSTANCES", and "REACTIONS". Each category has a list of search criteria. Three callout boxes with red borders and white text point to specific search options: "關鍵字查詢" (Keyword Search) points to the "Research Topic" option; "化學結構式(物質)查詢" (Chemical Structure (Substance) Search) points to the "Chemical Structure" option; and "反應查詢" (Reaction Search) points to the "Reaction Structure" option. The main content area shows a search input field, a "Search" button, and a "REFERENCES: RE" header. Below the search field, there are "Examples:" with two sample search terms: "The effect of antibiotic residues on dairy products" and "Photocyanation of aromatic compounds".

SciFinder®

Explore ▾ Saved Searches ▾ SciPlanner

REFERENCES

- Research Topic
- Author Name
- Company Name
- Document Identifier
- Journal
- Patent
- Tags

REFERENCES: RE

Keywords

Examples:

- The effect of antibiotic residues on dairy products
- Photocyanation of aromatic compounds

Search

Advanced S

SUBSTANCES

- Chemical Structure
- Markush
- Molecular Formula
- Property
- Substance Identifier

REACTIONS

- Reaction Structure

關鍵字查詢

化學結構式(物質)查詢

反應查詢

SciFinder®

Explore ▾ **Saved Searches ▾** SciPlanner

儲存功能

Saved Answer Sets
Keep Me Posted
History

SAVED ANSWER

SAVED SEARCHES

- Saved Answer Sets
- Keep Me Posted
- History

0 of 54 Reference Answer Sets Selected

References (54) Substances (23) Reactions (2)

- Autosaved Reference Set (52)
An answer set was automatically saved because the session ended due to inactivity on Sun Aug 16 23:58:33 EDT 2015.
Opened saved answer set "DYY Lab" (52)
- TSRC Q (1)
2530-86-1
Patent "jp5682599" > references (1) > Conjugated diene polymer, method for producing conjugated diene polymer, and conjugated diene polymer composition for tires
- 345 (1148)
Markush substructure > references (1223) > Combine Reference Answer Sets "123 (388)" (1148)
- 123 (388)
Substance Identifier "2530-86-1 " > substances (1) > get references (388)
- Sample of PP viewer (1)
Patent "wo2014018208" > references (1)

Explore ▾

Saved Searches ▾

SciPlanner

文獻自動搜尋

Saved Answer Sets

Keep Me Posted

History

KEEP ME POSTED

SAVED SEARCHES

Saved Answer Sets

Keep Me Posted

History

▾ 0 of 8 Profiles Selected

LED

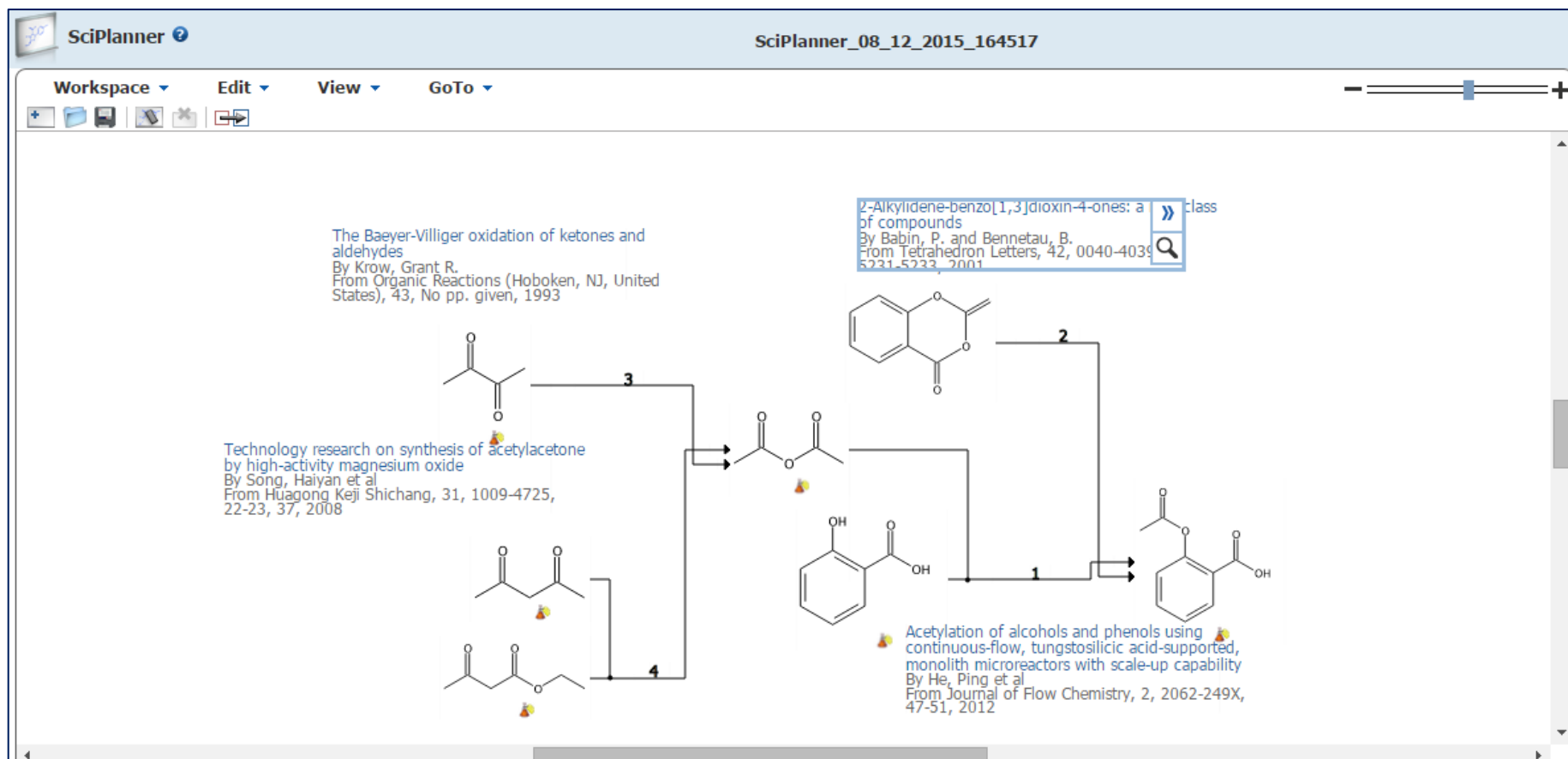
▶ Search Strategy:

Results Combine | Delete

- | | | |
|--------------------------|-------------------|----------------------|
| <input type="checkbox"/> | Aug 22, 2015 (13) | Link |
| <input type="checkbox"/> | Aug 15, 2015 (3) | Link |
| <input type="checkbox"/> | Aug 8, 2015 (6) | Link |
| <input type="checkbox"/> | Aug 1, 2015 (7) | Link |
| <input type="checkbox"/> | Jul 25, 2015 (13) | Link |
| <input type="checkbox"/> | Jul 18, 2015 (8) | Link |
| <input type="checkbox"/> | Jul 11, 2015 (17) | Link |
| <input type="checkbox"/> | Jul 4, 2015 (6) | Link |
| <input type="checkbox"/> | Jun 27, 2015 (15) | Link |
| <input type="checkbox"/> | Jun 20, 2015 (13) | Link |
| <input type="checkbox"/> | Jun 13, 2015 (7) | Link |
| <input type="checkbox"/> | Jun 6, 2015 (11) | Link |

Edit

自行建立合成途徑



文獻查詢結果頁面呈現



SciFinder® Preferences | SciFinder Help Sign Out

Welcome James F Corning

Explore Saved Searches SciPlanner Save Print Export

Keep Me Posted "carbon nanotubes"[May 17, 2014] (234)

REFERENCES Get Substances Get Reactions Get Related Citations Get Full Text Tools Create Keep Me Posted Alert Send to SciPlanner

Analyze Refine Categorize Sort by: Accession Number

Analyze by: Company-Organization

East China Normal University, Peop Rep China 3

University of Toronto, Can 3

Arkema France, Fr 2

Beijing University of

0 of 234 References Selected Page: 1 of 12

1. **In vivo biodistribution of platinum-based drugs encapsulated into multi-walled carbon nanotubes**
 Quick View Full Text
 By Li, Jian; Pant, Aakansha; Chin, Chee Fei; Ang, Wee Han; Menard-Moyon, Cecilia; Nayak, Tapas R.; Gibson, Dan; Ramaprabhu, Sundara; Panczyk, Tomasz; Bianco, Alberto; et al
 From Nanomedicine (New York, NY, United States) (2014), Ahead of Print. | Language: English, Database: CAPLUS

Carbon nanotubes (CNTs) are promising drug delivery systems due to their external functionalizable surface and their hollowed cavity that can encapsulate several bioactive mols. In this study, the chemotherapeutic drug cisplatin or an inert platinum(IV) complex were entrapped inside functionalized-multi-walled-CNTs and i.v. injected into mice to investigate the influence of CNTs on the biodistribution of Pt-based mols. The platinum levels in vital organs suggested that functionalized-CNTs did not affect cisplatin distribution, while they significantly enhanced the accumulation of Pt(IV) samp...

物質查詢結果頁面呈現

SUBSTANCE DETAIL ?
 Get References
 Get Reactions

[Return](#)

CAS Registry Number 1190196-77-0

~3

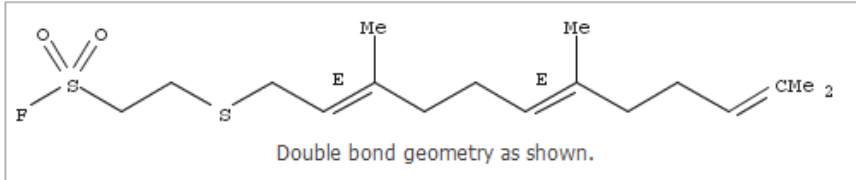
$C_{17}H_{29}FO_2S_2$

Ethanesulfonyl fluoride, 2-[[[(2E,6E)-3,7,11-trimethyl-2,6,10-dodecatrien-1-yl]thio]-

Molecular Weight
348.54

Boiling Point (Predicted)
Value: 458.4±45.0 °C | Condition: Press: 760 Torr

Density (Predicted)
Value: 1.056±0.06 g/cm³ | Condition: Temp: 20 °C Press: 760 Torr




Double bond geometry as shown.

[Expand All](#) | [Collapse All](#)

TARGET INDICATORS

Indicators	References
Enzymes (all) > > > D-Serine dehydratase	1
Enzymes (all) > > > Prenylcysteine carboxymethyl esterase	3
Enzymes (all) > > > Serine protease	1

反應查詢結果頁面呈現

Preferences | SciFinder Help ▾ [Sign Out](#)


Explore ▾
Saved Searches ▾
SciPlanner
Save
Print
Export

REACTIONS ⓘ
 Get References
 Tools ▾
 Send to SciPlanner

Group by: No Grouping ▾ Sort by: Accession Number ▾ [NEW Display Options](#)

0 of 58 Reactions Selected
Page: 1 of 4

Analyze by: ⓘ

Experimental Procedure ▾

Experimental Procedures Available **58**

Show More

1. [View Reaction Detail](#) [Link](#) [Similar Reactions](#)

Single Step *Hover over any structure for more options.*

▼ Overview

Steps/Stages

1.1 C:9077-68-3, S:H2O, 48 h, rt

Notes

regioselective, fermentation, enzymic, biotransformation, whole cells of Lactobacillus sp. cultured from thin stillage expressing glycerol dehydratase used, 90% conversion, Reactants: 1, Catalysts: 1, Solvents: 1, Steps: 1, Stages: 1, Most stages in any one step: 1

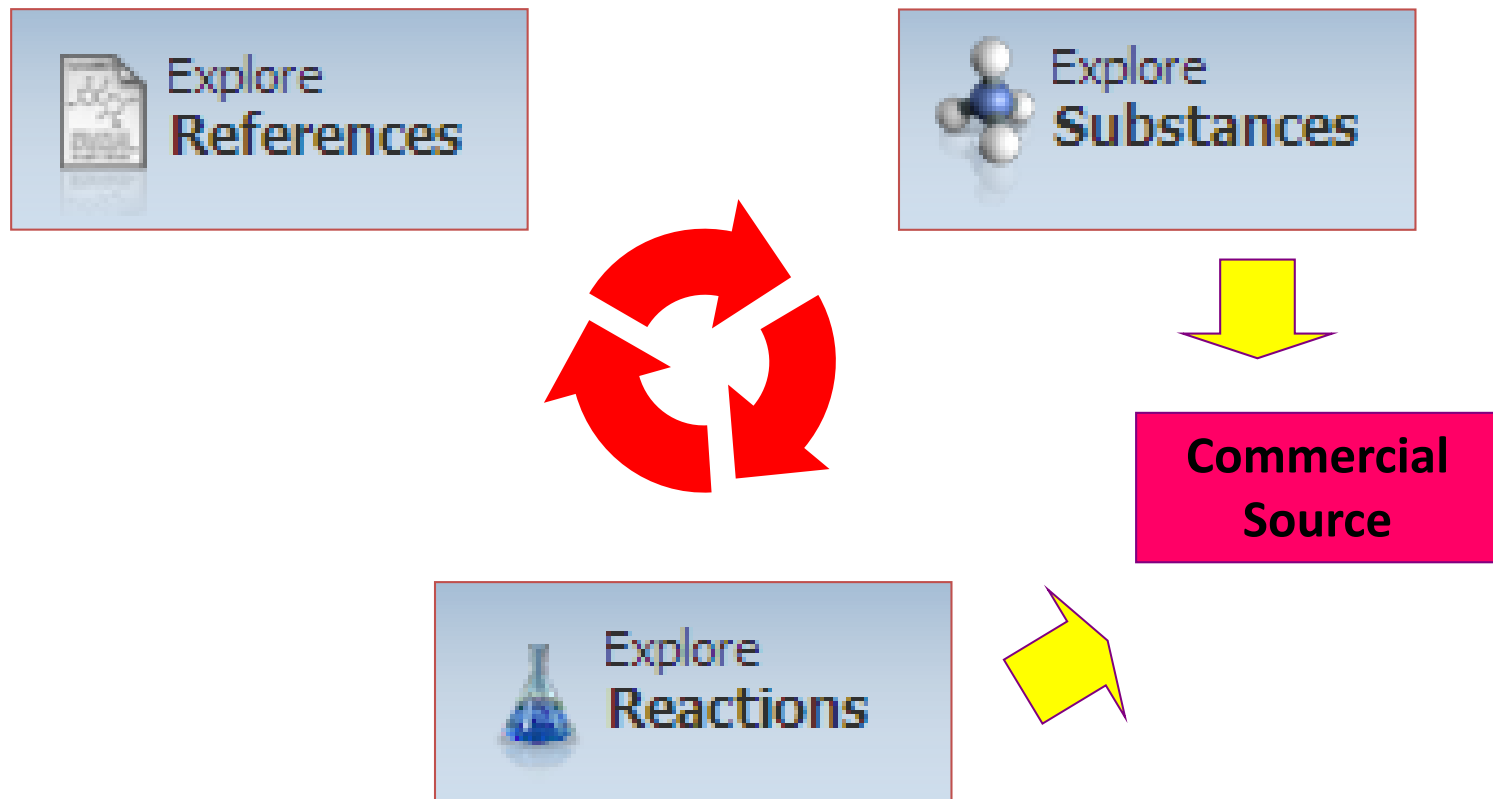
References

Process for the conversion of glycerol to 1,3-propanediol by novel Lactobacillus strains isolated from stillage 🔍 [Full Text](#)

By Reaney, Martin J. T. et al
From PCT Int. Appl., 2012045179, 12 Apr 2012

版權為CAS-TW所有 勿任意轉載

不同資料群可以互相轉換



進階功能介紹

進階功能運用 – Citing References

1

REFERENCES

- Research Topic
- Author Name
- Company Name**
- Document Identifier
- Journal
- Patent
- Tags

SUBSTANCES

- Chemical Structure
- Markush
- Molecular Formula
- Property
- Substance Identifier

REACTIONS

- Reaction Structure

REFERENCES: COMPANY NAME ?

National Taiwan Univ

Examples:
3M
DuPont

Search

2

REFERENCES ?

Analyze **Refine** Categorize

Refine by: ?

- Research Topic
- Author**
- Company Name
- Document Type
- Publication Year
- Language
- Database

Author Name

Last *

First

Middle

Refine

3

Analyze Refine Categorize

Sort by: Citing References

0 of 59 References Selected

Page: 1 of 3

Display Options

Analyze by: Author Name

Yang Jye Shane	59
Huang Guan Jih	13
Sun Wei Ting	12
Huang Shou Ling	11
Lin Ying Chih	11
Huang Hsin Hau	9
Peng Shie Ming	9
Yan Jyu Lun	9
Chao Ito	8
Lin Cheng Kai	8

Show More

1. Central-ring functionalization and application of the rigid, aromatic, and H-shaped pentiptycene scaffold

Quick View Other Sources

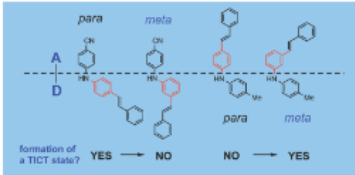
By **Yang, Jye-Shane**; Yan, Jyu-Lun
 From Chemical Communications (Cambridge, United Kingdom) (2008), (13), 1501-1512. | Language: English, Database: CAPLUS

A review. The progress of pentiptycene chem. is reviewed. Pentiptycene belongs to the iptycene family and possesses a rigid, arom., and H-shaped scaffold. An important feature for pentiptycene vs. triptycene is the presence of a sterically shielded central benzene ring. Such a feature led to the use of pentiptycene as a conformational regulator and in the formation of functional mol., including fluorescent chemosensors, mol. machines, low dielec. const. materials, and porous solids. The synthesis of these materials relies on central-ring prefunctionalized pentiptycene building blocks. A useful approach toward the prep. of these building blocks is the derivatization of pentiptycene quinone.

2. Meta Conjugation Effect on the Torsional Motion of Aminostilbenes in the Photoinduced Intramolecular Charge-Transfer State

Quick View Other Sources

By **Yang, Jye-Shane**; Liao, Kang-Ling; Li, Chun-Yi; Chen, Mon-Yao
 From Journal of the American Chemical Society (2007), 129(43), 13183-13192. | Language: English, Database: CAPLUS



The photochem. behavior of a series of trans-3-(N-arylamino)stilbenes (m1, aryl = 4-substituted Ph with a substituent of cyano (CN), hydrogen (H), Me (Me), or methoxy (OM)) in both nonpolar and polar solvents is reported and compared to that of the corresponding para isomers (p1CN, p1H, p1Me, and p1OM). The distinct propensity of torsional motion toward a low-lying twisted intramol. charge-transfer (TICT) state from the planar ICT (PICT) precursor between the meta and para isomers of 1CN and 1Me reveals the intriguing meta conjugation effect and the importance of the reaction kinetics. Whereas the poor charge-redistribution (delocalization) ability through the meta-phenylene bridge accounts for the unfavorable TICT-forming process for m1CN, it is such a property that slows down the decay processes of fluorescence and photoisomerization for m1Me, facilitating the competition of the single-bond torsional reaction. In contrast, the quinoidal character for p1Me in the PICT state kinetically favors both fluorescence and photoisomerization but disfavors the single-bond torsion. The resulting concept of thermodynamically allowed but kinetically inhibited TICT formation could also apply to understanding the other D-A systems, including trans-4-cyano-4'-(N,N-dimethylamino)stilbene (DCS) and 3-(N,N-dimethylamino)benzointrile (3DMABN).

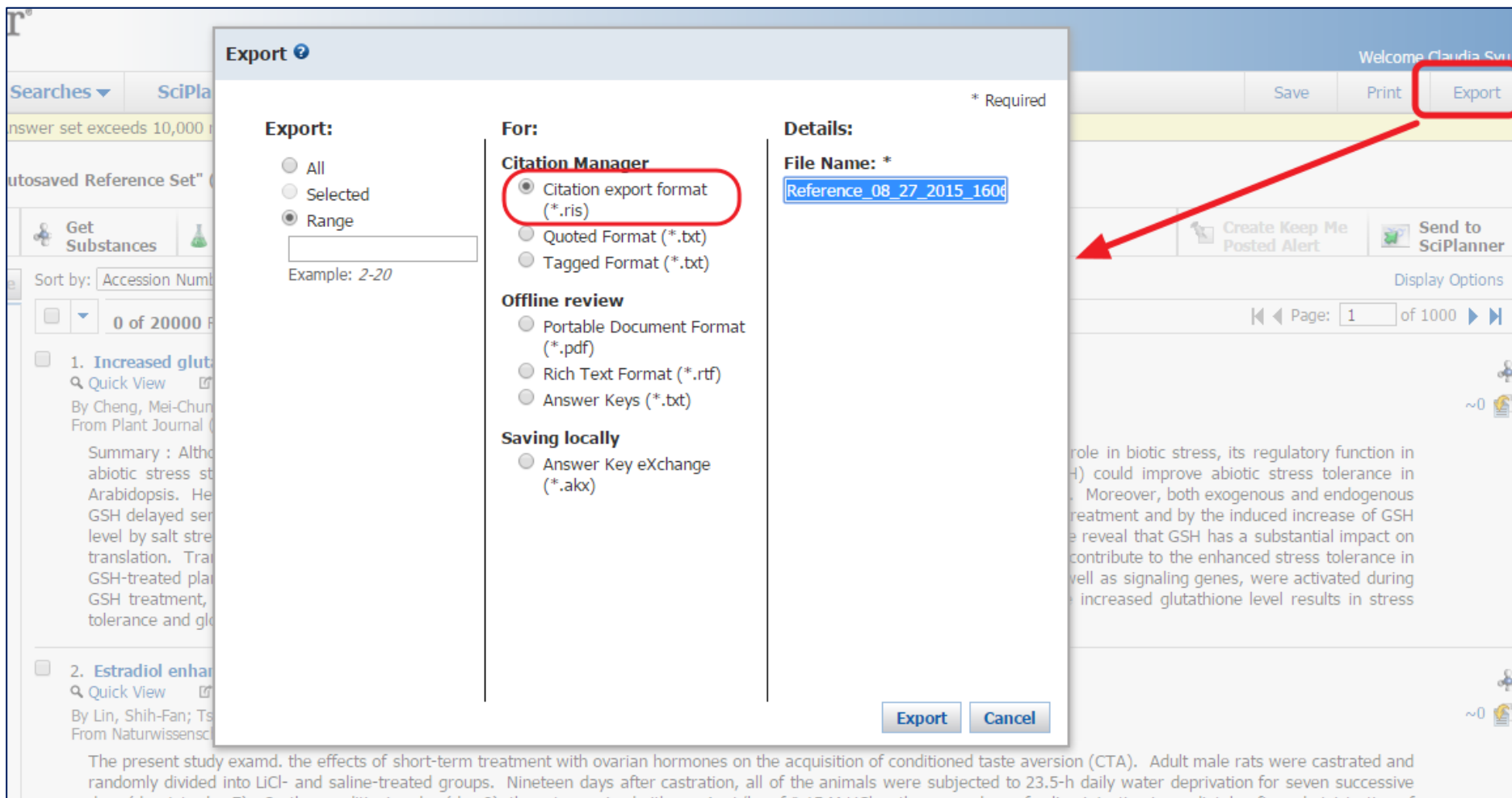
3. Photoisomerization of the green fluorescence protein chromophore and the meta- and para-amino analogues

Quick View Other Sources

By **Yang, Jye-Shane**; Huang, Guan-Jih; Liu, Yi-Hung; Peng, Shie-Ming
 From Chemical Communications (Cambridge, United Kingdom) (2008), (11), 1344-1346. | Language: English, Database: CAPLUS

The Z → E photoisomerization and fluorescence quantum yields for the wild-type green fluorescence protein (GFP) chromophore (I) and its meta- and para-amino analogs (II and III) in aprotic solvents (hexane, THF, and acetonitrile) and protic solvents (methanol and 10-20% H₂O in THF) are reported. The dramatic decrease in the quantum yields on going from aprotic to protic solvents indicates the important role of solvent-solute hydrogen bonding in the nonradiative decay pathways. The enhanced fluorescence of II is

進階功能運用 – 文獻導入EndNote



Export ⓘ

* Required

Export:

- All
- Selected
- Range

Example: 2-20

For:

Citation Manager

- Citation export format (*.ris)
- Quoted Format (*.txt)
- Tagged Format (*.txt)

Offline review

- Portable Document Format (*.pdf)
- Rich Text Format (*.rtf)
- Answer Keys (*.txt)

Saving locally

- Answer Key eXchange (*.akx)

Details:

File Name: *

Reference_08_27_2015_1600

Export **Cancel**

Save Print **Export**

Create Keep Me Posted Alert Send to SciPlanner

Display Options

Page: 1 of 1000

role in biotic stress, its regulatory function in H) could improve abiotic stress tolerance in . Moreover, both exogenous and endogenous treatment and by the induced increase of GSH e reveal that GSH has a substantial impact on contribute to the enhanced stress tolerance in well as signaling genes, were activated during increased glutathione level results in stress

The present study examd. the effects of short-term treatment with ovarian hormones on the acquisition of conditioned taste aversion (CTA). Adult male rats were castrated and randomly divided into LiCl- and saline-treated groups. Nineteen days after castration, all of the animals were subjected to 23.5-h daily water deprivation for seven successive

進階功能運用 – 購買化學物質



SciFinder®

Explore ▾ Saved Searches ▾ SciPlanner

Substance Identifier "65017-57-4" > substances (1) > 65017-57-4

SUBSTANCE DETAIL ⓘ [Get References](#) [Get Reactions](#) [Get Commercial Sources](#)

[Return](#)

CAS Registry Number 65017-57-4

~35 ~51

C₁₂H₂₂N₂

4-Piperidinemethanamine, 1-butyl-

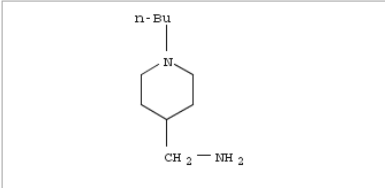
Molecular Weight
170.30

pKa (Predicted)
Value: 10.13±0.29 | Condition: Most Basic Temp: 25 °C

Boiling Point (Predicted)
Value: 225.1±8.0 °C | Condition: Press: 760 Torr

Density (Predicted)
Value: 0.883±0.06 g/cm³ | Condition: Temp: 20 °C Press: 760 Torr

Other Names
 1-Butyl-4-(aminomethyl)piperidine
 1-Butyl-4-piperidinemethanamine
 1-Butyl-4-piperidylmethanamine
 1-Butylpiperidin-4-ylmethanamine
 N-Butyl-4-piperidylmethanamine



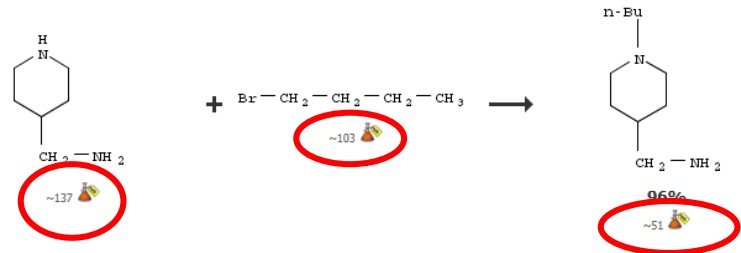
Get References [Tools](#) ▾

Group by: No Grouping ▾ Sort by: Accession Number ▾ ↓

0 of 6 Reactions Selected

1. [View Reaction Detail](#) ⓘ [Link](#) ⓘ [Similar Reactions](#)

Single Step *Hover over any structure for more options.*



~137 ~103 96% ~51

▼ Overview

Steps/Stages

1.1 R:KOH, S:PhMe, 12 h, 80°C
 1.2 R:HCl, S:H₂O, 1 h, 50°C

REFERENCES

Research Topic
Author Name
Company Name
Document Identifier
Journal
Patent
Tags

SUBSTANCES

Chemical Structure
Markush
Molecular Formula
Property
Substance Identifier

REACTIONS

Reaction Structure

SUBSTANCES: SUBSTANCE IDENTIFIER ?

50-18-0

Enter one per line.

Examples:

50-00-0

999815

Acetaminophen

Search

若知道物質CASRN(CAS註冊碼)或商品名、俗名、IUPAC命名，可使用物質檢索 Substance Identifier此項功能

Analyze Refine

Sort by: CAS Registry Number

0 of 1 Substance Selected

Analyze by: ?
Substance Role

Analytical Study 1

Biological Study 1

Formation, Nonpreparative 1

Miscellaneous 1

Occurrence 1

Preparation 1

Process 1

Properties 1

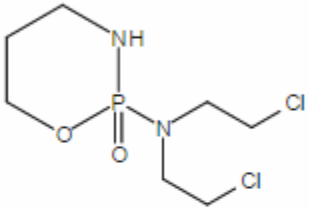
Prophetic in Patents 1

Reactant or Reagent 1

Show More

1. 50-18-0

~27734 ~69



C₇ H₁₅ Cl₂ N₂ O₂ P
2H-1,3,2-Oxazaphosphorin-2-amine, N,N-bis(2-chloroethyl) tetrahydro-, 2-oxide

Regulatory Information
Spectra
Experimental Properties

此圖示表示該物質在市場上可購買到。點擊該圖示可獲取此物質商品來源廠商資訊。

單擊第一行任一標題，可重新排序商家。

例如:點擊 Purity (純度)，商品來源將按照物質純度排列。標示最高純度的商家排列在最前方。

Analyze by: 0 of 69 Commercial Sources Selected Page: 1 of 4 Display Options

Commercial Source	Substance	Purity	Quantity	Purchasing Details	Stock Status	Ships Within
1. 3B Scientific Corporation Product List United States Set Preference ▼	50-18-0 Cyclophosphamide		Grams	50g, \$500 100g, \$750	Intermittently available	4 weeks
2. A Chemtek Product List United States Set Preference ▼	50-18-0 Cyclophosphamide				Typically in stock	
3. AAA Chemistry Stock Product List Hong Kong Set Preference ▼	50-18-0 methyl 3-(diethylamino)butanoate	90-95%		Bulk	Typically in stock	2 weeks
4. Abcam Biochemicals Product List United Kingdom Set Preference ▼	50-18-0 N,N-Bis(2-chloroethyl)tetrahydro-2H-1,3,2-oxazaphosphorin-2-amine 2-oxide	>=99%	Milligrams	Order from Source 50.000mg, \$35.00 Bulk	Typically in stock	1 week
5. ACC Corp. Catalog United States Set Preference ▼	50-18-0 CYCLOPHOSPHAMIDE		Grams	1g 2.5g 5g		
6. AKos Building Blocks Product List Germany Set Preference ▼	50-18-0 2H-1,3,2-Oxazaphosphorin-2-amine, N,N-bis(2-chloroethyl)tetrahydro-, 2-oxide			Screening	Typically in stock	2 weeks
7. AldrichCPR United States Set Preference ▼	50-18-0 N,N-bis(2-chloroethyl)-1,3,2-oxazaphosphinan-2-amine 2-oxide		Milligrams	Order from Source 25 mg Screening	Typically in stock	
8. Amatek Chemical Catalog	50-18-0		Grams	1g		

分析與排序商品來源

查看哪些廠商有做公斤以上的量 如:噸

Commercial Source	Substance	Purity	Quantity	Purchasing Details
1. Chem Scene Chemsene Product List United States	50-18-0 Cyclophosphamide	95-98%	Milligrams	100mg, USD 80 200mg, USD 150 Bulk Screening

廠商依照國家分類

Analyze by: ?

Country

United States	52
United Kingdom	11
China	9
Hong Kong	7
Germany	3
Netherlands	3
Austria	2
Canada	2
France	2
Czech Republic	1

Show More

分類可線上購物的廠商

Commercial Source	Substance	Purity	Quantity	Purchasing Details	Stock Status	Ships Within
3. AldrichCPR United States Set Preference ▾	50-18-0 N,N-bis(2-chloroethyl)-1,3,2-oxazaphosphinan-2-amine 2-oxide		Milligrams	Order from Source 25 mg Screening	Typically in stock	

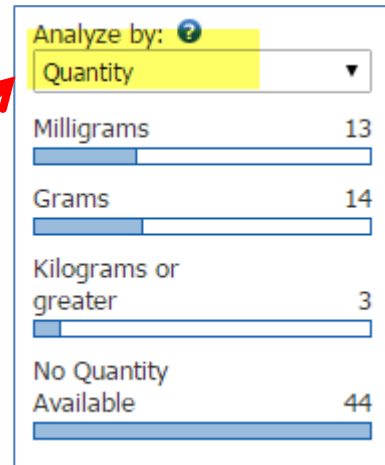
Analyze

Analyze by: ?

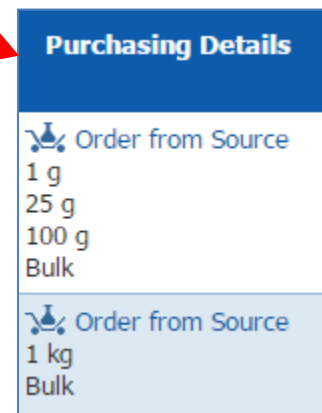
- Purity
- Bulk
- CAS Registry Number
- Commercial Source
- Country
- Order from Source
- Preferred Source
- Purity**
- Quantity
- Screening
- Ships Within
- Stock Status

Purity 依照純度排列

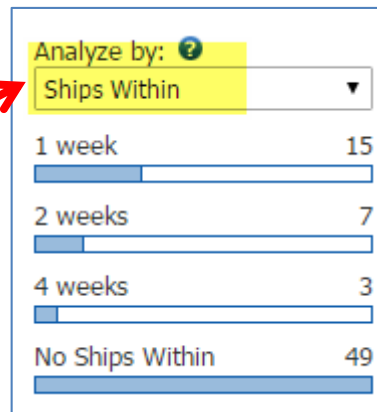
Quantity 容量大小分類



Screening 包裝與價格分類



Ships Within 到貨時間



Stock Status 庫存狀態

指定喜愛的廠商

Commercial Source	Substance	Purity	Quantity	Purchasing Details	Stock Status	Ships Within
<input type="checkbox"/> 1. ApexBio Technology Product List United States Set Preference ▼	50-18-0 Cyclophosphamide	95-98%	Milligrams	Order from Source 100mg, \$80 Bulk Screening	Maintained in stock	1 week
<input type="checkbox"/> 2. Aurum Pharmatech Product List United States Set Preference ▼	50-18-0 Cyclophosphamide	95-98%	Grams	Order from Source 2.5 G, USD 160 5 G, USD 236.44 25 G, USD 663.58 100 G, USD 1888.99 Bulk	Maintained in stock	1 week
<input type="checkbox"/> 3. Chemscene Product List United States Set Preference ▼	50-18-0 Cyclophosphamide	95-98%	Milligrams	100mg, USD 80 200mg, USD 150	Maintained in stock	1 week

往後每次查詢此廠商皆“會”
在結果頁面第一個出現

<input type="checkbox"/> 3. Chemscene Product List United States Set Preference ▼	50-18-0 Cyclophosphamide
<input type="checkbox"/> 4. Preferred <input type="checkbox"/> Non-Preferred <input type="checkbox"/> No Preference	Product List 50-18-0 Clafen(Cyclo

Commercial Source
<input type="checkbox"/> 1. Chemscene Product List United States <input checked="" type="checkbox"/> Preferred ▼

指定黑名單的廠商

0 of 78 Commercial Sources Selected

Commercial Source	Substance	Purity	Quantity
<input type="checkbox"/> 1. ChemScene ChemScene Product List United States Preferred	50-18-0 Cyclophosphamide	95-98%	Milligrams
<input type="checkbox"/> 2. ACC Corp. Catalog United States Non-Preferred	50-18-0 CYCLOPHOSPHAMIDE		Grams
<input type="checkbox"/> 3. AKos Building Blocks Product List Germany Set Preference	50-18-0 2H-1,3,2-Oxazaphosphorin-2-amine, N,N-bis(2-chloroethyl)tetrahydro-, 2-oxide		Grams
<input type="checkbox"/> 4. AldrichCPR United States Set Preference	50-18-0 N,N-bis(2-chloroethyl)-1,3,2-oxazaphosphinan-2-amine 2-oxide		Milligrams

往後每次查詢此廠商“不會”
在結果頁面第一個出現

匯出報告商品來源訊息

Export ?

* Required

Export:

- All
- Selected
- Range

Example: 2-20

For:

Offline review

- Portable Document Format (*.pdf)
- Rich Text Format (*.rtf)
- Microsoft Excel Worksheet (*.xls)
- Quoted Format (*.txt)
- Tagged Format (*.txt)

Details:

File Name: *

Source_07_28_2015_150907

Export **Cancel**

按下 Export 選擇格式為
Excel表格，方便管理。

實際例子

例子 MERS疫苗開發

REFERENCES

- Research Topic
- Author Name
- Company Name
- Document Identifier
- Journal
- Patent
- Tags

SUBSTANCES

- Chemical Structure
- Markush
- Molecular Formula

REFERENCES: RESEARCH TOPIC ?

MERS of vaccine

Examples:

The effect of antibiotic residues on dairy products

Photocyanation of aromatic compounds

Search

⌵ Advanced Search

MERS 查詢結果

201506查詢結果

1 of 5 Research Topic Candidates Selected

- 18 references were found containing "**MERS of vaccine**" as entered.
- 2233 references were found containing the two concepts "**MERS**" and "**vaccine**" closely associated with one another.
- 5022 references were found where the two concepts "**MERS**" and "**vaccine**" were present anywhere in the reference.
- 571381 references were found containing the concept "**MERS**".
- 451421 references were found containing the concept "**vaccine**".

Get References

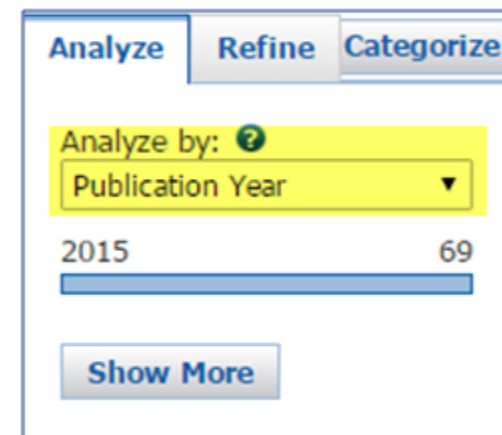
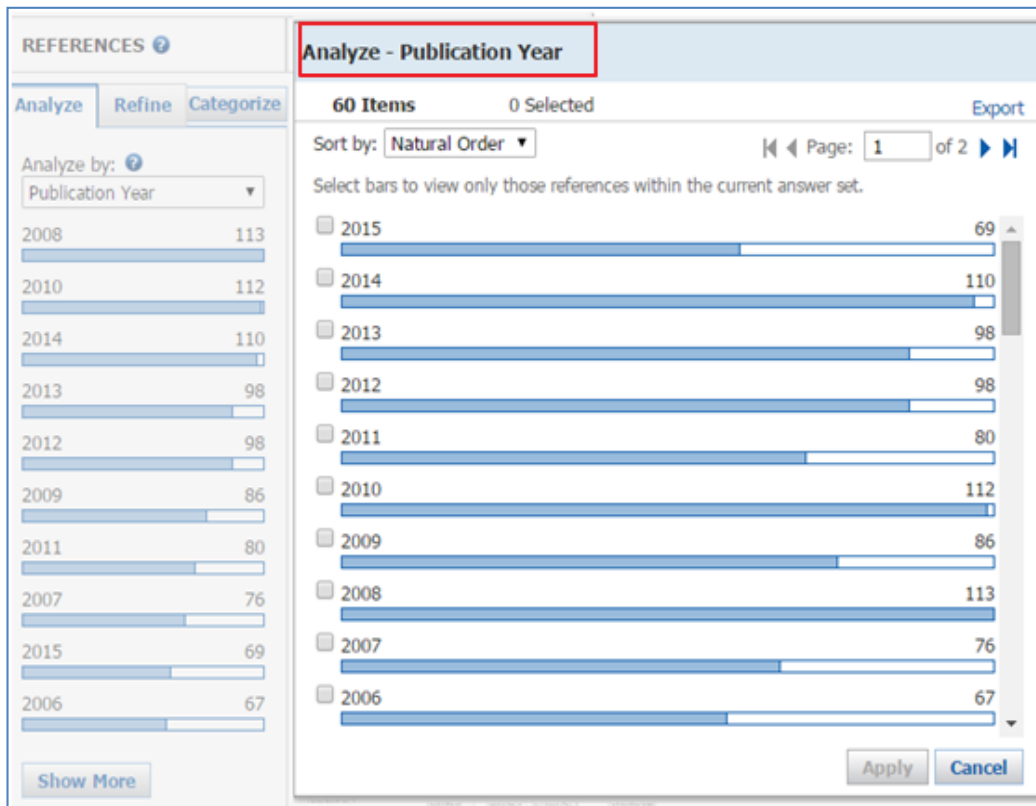
201508查詢結果

1 of 5 Research Topic Candidates Selected

- 21 references were found containing "**MERS of vaccine**" as entered.
- 2259 references were found containing the two concepts "**MERS**" and "**vaccine**" closely associated with one another.
- 5077 references were found where the two concepts "**MERS**" and "**vaccine**" were present anywhere in the reference.
- 576912 references were found containing the concept "**MERS**".
- 456655 references were found containing the concept "**vaccine**".

Get References

MERS 疫苗開發查詢過程



利用 **Categorize** 有系統尋找預探討主題，
 此次我們選擇生物技術中的“**疫苗**”、“**抗病**
毒劑”與“**藥物傳遞系統**”，這三個關鍵字的
 文獻。

Categorize ?

1. Select a heading and category. 2. Select index terms of interest.

Category Heading	Category	Index Terms	Selected Terms
All	Substances in medicine (290)	Select All Deselect All	Click 'x' to remove the category from 'Selected Terms'
Genetics & protein chemistry	Medicine (47)	<input checked="" type="checkbox"/> Vaccines 12 ▲	<input checked="" type="checkbox"/> Biotechnology > Medicine (3 Terms)
Physical chemistry	Agriculture (5)	<input checked="" type="checkbox"/> Antiviral agents 6	
Biology	Food (1)	<input type="checkbox"/> Immunization 5	
Biotechnology	Toxicology & forensics (1)	<input type="checkbox"/> Vaccines, influenza 3	
Analytical chemistry		<input type="checkbox"/> Antitumor agents, vaccines 2	
General chemistry		<input checked="" type="checkbox"/> Drug delivery systems 2	
Polymer chemistry		<input type="checkbox"/> Immune adjuvants 2	
Synthetic chemistry		<input type="checkbox"/> Immunotherapy 2	
Environmental chemistry		<input type="checkbox"/> Infection Control 2	
Technology		<input type="checkbox"/> Vaccines, synthetic 2	
		<input type="checkbox"/> Vaccines, tumor 2	
		<input type="checkbox"/> Abortion 1	
		<input type="checkbox"/> Adjuvants, Immunologic 1	
		<input type="checkbox"/> Adolescent Health Services 1	

Biotechnology > Medicine > 3 Index Term(s) Selected

OK Cancel

生物技術 (arrow to Biotechnology)

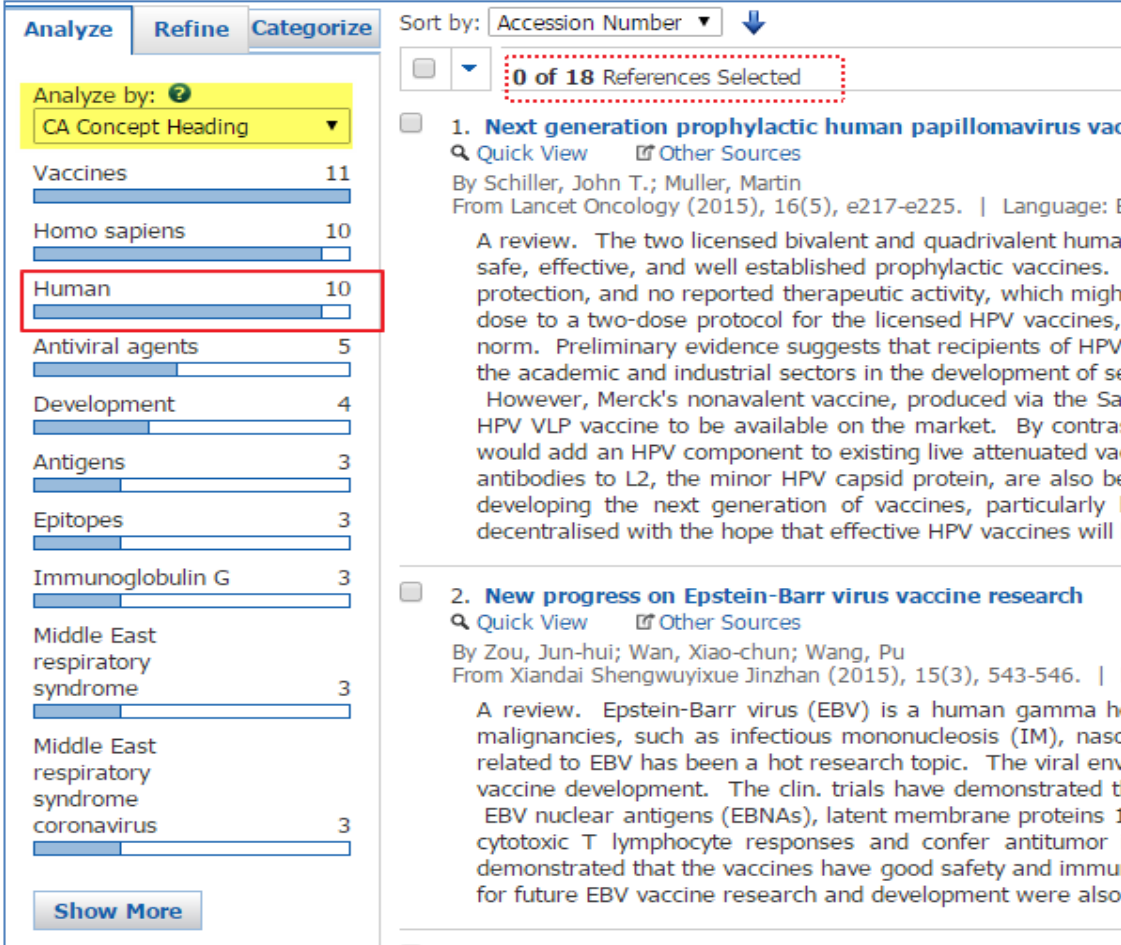
藥物 (arrow to Medicine)

疫苗
抗病毒劑
藥物傳遞系統 (arrow from Vaccines, drug delivery systems)


透過Categorize的分類，有效的限縮與關注主題。

篩選出的文獻(18篇)再利用 **CA Concept Heading**

選擇領域“Human”，限縮10篇文獻。



Analyze **Refine** **Categorize**

Analyze by:  CA Concept Heading

Vaccines	11
Homo sapiens	10
Human	10
Antiviral agents	5
Development	4
Antigens	3
Epitopes	3
Immunoglobulin G	3
Middle East respiratory syndrome	3
Middle East respiratory syndrome coronavirus	3

[Show More](#)

Sort by: Accession Number ▾ ↓

▾ **0 of 18** References Selected

1. Next generation prophylactic human papillomavirus vaccine
[Quick View](#) [Other Sources](#)
 By Schiller, John T.; Muller, Martin
 From Lancet Oncology (2015), 16(5), e217-e225. | Language: English
 A review. The two licensed bivalent and quadrivalent human papillomavirus (HPV) vaccines are safe, effective, and well established prophylactic vaccines. They provide protection, and no reported therapeutic activity, which might lead to a two-dose protocol for the licensed HPV vaccines, which is a norm. Preliminary evidence suggests that recipients of HPV vaccines from the academic and industrial sectors in the development of second-generation HPV vaccines. However, Merck's nonavalent vaccine, produced via the Saquinavir (SQV) HPV VLP vaccine to be available on the market. By contrast, the development of antibodies to L2, the minor HPV capsid protein, are also being explored. The next generation of vaccines, particularly those that are decentralized with the hope that effective HPV vaccines will be developed.

2. New progress on Epstein-Barr virus vaccine research
[Quick View](#) [Other Sources](#)
 By Zou, Jun-hui; Wan, Xiao-chun; Wang, Pu
 From Xiandai Shengwuyixue Jinzhan (2015), 15(3), 543-546. | Language: Chinese
 A review. Epstein-Barr virus (EBV) is a human gamma herpesvirus 4 (γHV4) that causes malignancies, such as infectious mononucleosis (IM), nasopharyngeal carcinoma, and nasopharyngeal cancer. The viral envelope and genome are related to EBV has been a hot research topic. The viral envelope and genome are related to EBV has been a hot research topic. The viral envelope and genome are related to EBV has been a hot research topic. The viral envelope and genome are related to EBV has been a hot research topic.

MERS 疫苗開發查詢結果

3. Middle East respiratory syndrome coronavirus (MERS-CoV) particulate vaccine

By: Smith, Gale; Liu, Ye; Massare, Michael
 Assignee: Novavax, Inc., USA

中東呼吸道症候群 (MERS-Cov) 微粒疫苗

The authors disclose virus-like particles for eliciting protection against Middle East respiratory syndrome coronavirus (MERS-CoV). The virus-like particles (VLP) comprises nanoparticles of the MERS-CoV spike glycoprotein. In the examples, administration of VLP to mice or transgenic cattle was shown to induce a strain cross-reactive neutralizing antibody response.

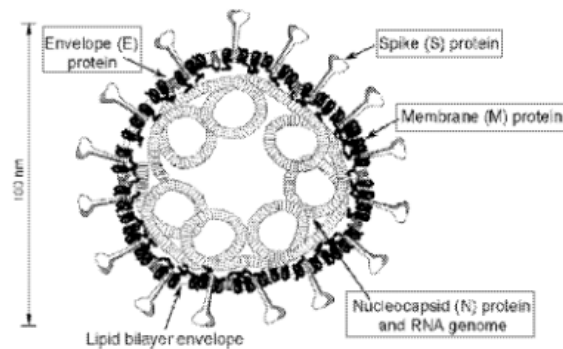
作者透露VLPs(virus-like particles)能夠誘發體內抵禦MERS-CoV。

VLPs由MERS-CoV 中spike glycoprotein的奈米顆粒所組成。

在實際的案例中，VLPs使用在小鼠和基轉牛隻上，已經證實可以誘發交叉中和性抗體反應。

Figure 1

Coronavirus Structure



Masters, *Adv Virus Res* 2006

- Single strand RNA virus
- 30 kb genome with 14 ORFs
- Four structural proteins:
 - Spike (S)
 - Membrane (M)
 - Envelope (E)
 - Nucleocapsid (N)

看此篇專利的物質，點選 **Get Substances**

得到文獻的物質，點選 **CASNo** 看物質詳細資

Sort by: **CAS Registry Number** ▼ ↓

0 of 1 Substance Selected

1. **1676114-43-4** 🔍

~1 

Substance
Image
Cannot Be
Displayed
1676114-43-4

Viral spike glycoprotein (Middle East respiratory syndrome coron

Protein Sequence

Sequence Length: 1353

CAS Registry Number 1676114-43-4

~1 

Viral spike glycoprotein (Middle East respiratory syndrome coronavirus strain Al-Hasa gene S)

Other Names

1: PN: WO2015042373 SEQID: 2 claimed protein

Protein Sequence

Sequence Length: 1353

蛋白質序列

Substance
Image
Cannot Be
Displayed
1676114-43-4

Expand All | Collapse All

SEQUENCE DETAILS

Sequence:

序列

```

1  MIHSVFLLMF LLTPTESYVD VGPDSVKAC IEVDIQTFE DKTWRPIDV
51  SKADGIIYPO GRYSNIIIT YQGLFPYQGD HGDYVYSAG HATGTPQKL
101 FVAIYSQDVK QFANGFVRI GAAANSTGTV IISPTSATI RKIYPAPMLG
151 SSVGNFSDGK MGRFFNHTLV LLPDGCGLL RAFYCLEPR SGNHCPAGNS
201 YTSFATYHTP ATDCSDGNYN RNASLNSFKE YFNLRNCTFM YTYNITEDEI
251 LENFGITQTA QGVHLFSSRY VDLYGGNMFQ FATLPVYDTI KYYSIIPHSI
301 RSIQSDRAKAW AAFVYVKLQP LTFLLDFSDV GYIRRAIDCG FNDLSQLHCS
351 YESFDVESGV YSVSSFEAKP SSVVEQAEQ VECDFSPLLS GTPPQVYVFK
401 RLVFTNCNIN LTKLLLSFV NDFTCQISP AAIASNCYSS LILDYFYSPL
451 SMKSRLSVDV AGPISQFNK QSFNPTCLI LATVPHNLT ITKPLKYSYI
501 NKCSRLSDD RTEVPQLVNA NQYSPCVSIV PSTVWEDGDY YRQLSPLEG
551 GGHLVASGST VAHTEQLQMG FGITVQYGTD TNSVCKLEF ANDTKIASQL
601 GNCVEYSLYG VSGRGVFQNC TAVGRVQRQF VYDAYQNLVG YYSDDGNIYC
  
```

Patent Annotations

Source	Feature	Location	Description	Reference
Not Given				WO2015042373, SEQID 2; claimed

新功能介紹

PatentPak™ - 拉近你與專利的距離

Preserve Your Most Valuable Resource – Time

什麼是 PatentPak™

- ✓ SciFinder全新功能，**高效省時的專利閱讀**解決方案，提升工作流程效率。
- ✓ **快速與精準定位**特定化學物質於專利文獻中的段落，縮短尋找特定化學物質的時間。

PatentPak™ 的好處與價值

- ✓ 提供**專利全文(pdf)立即下載**，毋需費時至各專利局下載。
- ✓ 同時提供**專利家族全文**下載，以**熟悉語言**加速解讀專利。
- ✓ **物質頁碼索引**- 快速導引物質於專利本文中的所在頁碼，方便定位專利中物質出現位置。
- ✓ 全新**專利閱讀導航**-Patent Viewer，點選物質對應頁碼立即開啟 Patent Viewer 瀏覽，專利訊息**解讀更容易**，並可連結SciFinder 進行物質進階查詢，讓**流程更加簡化**。

專利家族全文下載

SciFinder®

Explore | Saved Searches | SciPlanner | Save

Patent "US20080078739" > references (3)

REFERENCES

Get Substances | Get Reactions | Get Related Citations | Tools | Create Keep Me Posted Alert

Analyze | Refine | Categorize

Sort by: Accession Number

Analyze by: Author Name

Booth Jean Paul 1

Fujita Minoru 1

Hattori Kazuhiro 1

Hibi Mikiharu 1

Kajii Yoshio 1

Patent No.	Kind	Language
WO 201005930	A2	English
JP 2011527521	T	Japanese
JP 5427888	B2	Japanese
CN 104320899	A	Chinese

1. Capacitively-coupled electrostatic (CCE) probe arrangement for detecting strike step in a plasma processing chamber and methods thereof

By Booth, Jean-Paul
From PCT Int. App. No. 2009/049757

The method for detecting a strike step in a plasma processing chamber of a plasma processing system is performed within the processing chamber to generate a plasma. The strike step is detected by measuring the frequency of a signal within the processing chamber and maintaining a lock on the frequency of the signal. The method also includes employing a probe head to detect the strike step, the probe head being on a surface of the strike step.

Language: English, Database: CAPLUS

(12) INTERNATIONAL APPLICATION PUBLISHED UNDER THE PATENT COOPERATION TREATY (PCT)

(19) World Intellectual Property Organization
International Bureau

(43) International Publication Date
14 January 2010 (14.01.2010)

(10) International Publication Number
WO 2010/005930 A2

(51) International Patent Classification:
H01J 21/86 (2006.01) H01J 21/205 (2006.01)
H01J 21/3865 (2006.01)

(21) International Application Number:
PCT/US2009/049757

(22) International Filing Date:
7 July 2009 (07.07.2009)

(25) Filing Language:
English

(26) Publication Language:
English

(30) Priority Data:
61/978,739 7 July 2008 (07.07.2008) US

(71) Applicant (for all designated States except US): LAM RESEARCH CORPORATION [US/US]; 4650 Cushing Parkway, Fremont, CA 94538 (US).

(72) Inventors; and
Inventor/Applicants (for US only): BOOTH, Jean-paul [FR/US]; 4650 Cushing Parkway, Fremont, CA 94538 (US); KEEL, Douglas L. [US/US]; 4650 Cushing Parkway, Fremont, CA 94538 (US)

(74) Agent: NGUYEN, Joseph A., P.O. Box 700640, San Jose, CA 95170 (US).

(81) Designated States (unless otherwise indicated, for every kind of national protection available): AE, AG, AL, AM, AO, AT, AU, AZ, BA, BB, BG, BH, BR, BW, BY, BZ, CA, CH, CL, CN, CO, CR, CU, CZ, DE, DK, DM, DO, DZ, EC, EE, EG, ES, FI, FR, GB, GR, GT, GU, GM, HT, HN, HR, HU, ID, IL, IN, IS, JP, KE, KG, KM, KN, KP, KR, KZ, LA, LC, LK, LR, LS, LT, LU, LV, MA, MD, ME, MG, MK, MN, MW, MX, MY, MZ, NA, NG, NI, NO, NZ, OM, PE, PG, PH, PL, PT, RO, RU, SC, SD, SE, SG, SK, SL, SM, ST, SV, SY, TJ, TM, TN, TR, TT, TZ, UA, UG, US, UZ, VC, VN, ZA, ZM, ZW.

(84) Designated States (unless otherwise indicated, for every kind of regional protection available): ARIPO (BW, GH, GM, KE, LS, MW, MZ, NA, SD, SL, SZ, TZ, UG, ZM, ZW), Eurasian (AM, AZ, BY, KG, KZ, MD, RU, TJ, TM), European (AT, BE, BG, CH, CY, CZ, DE, DK, EE, ES, FI, FR, GB, GR, HR, HU, IE, IS, IT, LT, LU, LV, MC, MR, MT, NL, NO, PL, PT, RO, SE, SI, SK, SM, TR), OAPI (BF, BJ, CF, CG, CI, CM, GA, GN, GQ, GW, ML, MR, NE, SN, TD, TG).

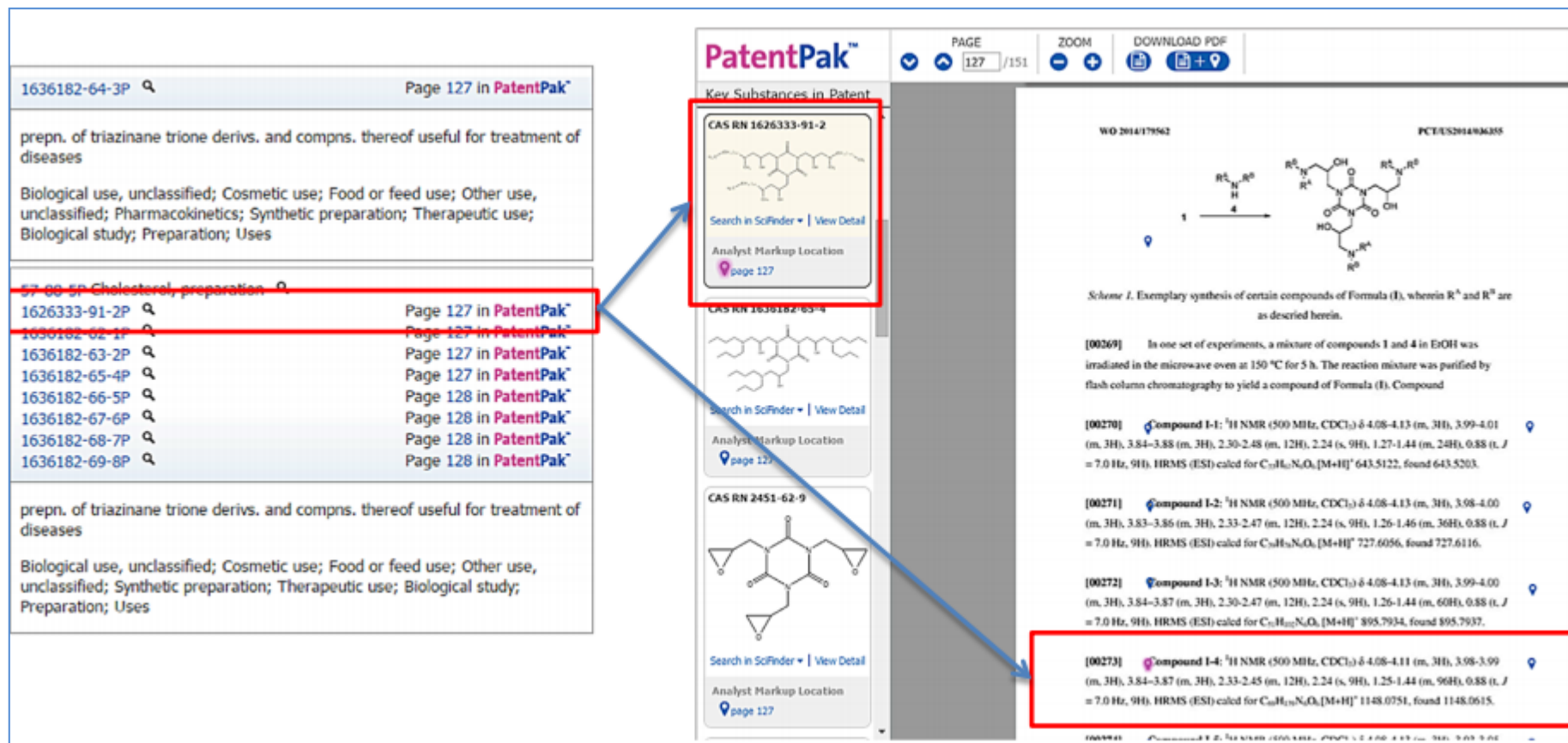
Published:
— without international search report and to be republished upon receipt of that report (Rule 48.2(a))

主要11個專利局可直接下載PDF

美國 	日本 	歐盟 	世界專利組織 
中國 	印度 	法國 	英國 
德國 	韓國 	俄羅斯 	

Patent Viewer

每篇專利中的索引物質 (key substances) 將會有專利全文頁碼的連結，不需要花費時間慢慢在專利全文尋找結構。



The screenshot displays the SciFinder Patent Viewer interface. On the left, a list of patent entries is shown, with the entry for CAS RN 1626333-91-2 highlighted in red. The central panel, titled 'Key Substances in Patent', lists the highlighted substance with its chemical structure and a link to 'page 127'. On the right, the detailed view of the patent document is shown, including the chemical structure of compound 1 and its NMR data. The NMR data for compound 1 is highlighted in red.

PatentPak™ PAGE 127 / 151 ZOOM DOWNLOAD PDF

Key Substances in Patent

CAS RN 1626333-91-2
 Search in SciFinder | View Detail
 Analyst Markup Location
 page 127

CAS RN 1636182-63-4
 Search in SciFinder | View Detail
 Analyst Markup Location
 page 127

CAS RN 2451-62-9
 Search in SciFinder | View Detail
 Analyst Markup Location
 page 127

WO 2014/17562 PCT/US2014/06355

Scheme 1. Exemplary synthesis of certain compounds of Formula (I), wherein R^A and R^B are as described herein.

[00269] In one set of experiments, a mixture of compounds 1 and 4 in EtOH was irradiated in the microwave oven at 150 °C for 5 h. The reaction mixture was purified by flash column chromatography to yield a compound of Formula (I), Compound

[00270] **Compound 1-1:** ¹H NMR (500 MHz, CDCl₃) δ 4.08–4.13 (m, 3H), 3.99–4.01 (m, 3H), 3.84–3.88 (m, 3H), 2.30–2.48 (m, 12H), 2.24 (s, 9H), 1.27–1.44 (m, 24H), 0.88 (t, J = 7.0 Hz, 9H). HRMS (ESI) calcd for C₂₇H₄₂N₂O₆ [M+H]⁺ 643.5122, found 643.5203.

[00271] **Compound 1-2:** ¹H NMR (500 MHz, CDCl₃) δ 4.08–4.13 (m, 3H), 3.98–4.00 (m, 3H), 3.83–3.86 (m, 3H), 2.33–2.47 (m, 12H), 2.24 (s, 9H), 1.26–1.46 (m, 36H), 0.88 (t, J = 7.0 Hz, 9H). HRMS (ESI) calcd for C₂₈H₄₂N₂O₆ [M+H]⁺ 727.6056, found 727.6116.

[00272] **Compound 1-3:** ¹H NMR (500 MHz, CDCl₃) δ 4.08–4.13 (m, 3H), 3.99–4.00 (m, 3H), 3.84–3.87 (m, 3H), 2.30–2.47 (m, 12H), 2.24 (s, 9H), 1.26–1.44 (m, 60H), 0.88 (t, J = 7.0 Hz, 9H). HRMS (ESI) calcd for C₂₈H₄₂N₂O₆ [M+H]⁺ 895.7934, found 895.7937.

[00273] **Compound 1-4:** ¹H NMR (500 MHz, CDCl₃) δ 4.08–4.11 (m, 3H), 3.98–3.99 (m, 3H), 3.84–3.87 (m, 3H), 2.33–2.45 (m, 12H), 2.24 (s, 9H), 1.25–1.44 (m, 96H), 0.88 (t, J = 7.0 Hz, 9H). HRMS (ESI) calcd for C₂₈H₄₂N₂O₆ [M+H]⁺ 1148.0751, found 1148.0615.

PatentPak™

Key Substances in Patent

Search in SciFinder | View Detail

Analyst Markup Location
page 127

CAS RN 1626333-91-2

Search in SciFinder | View Detail

Analyst Markup Location
page 127

CAS RN 1636182-65-4

Search in SciFinder | View Detail

Analyst Markup Location
page 127

CAS RN 2451-62-9

LOAD PDF

專利全文

Scheme 1. Exemplary synthesis of certain compounds of Formula (I), wherein R^A and R^B are as described herein.

[00269] In one set of experiments, a mixture of compounds 1 and 4 in EtOH was irradiated in the microwave oven at 150 °C for 5 h. The reaction mixture was purified by flash column chromatography to yield a compound of Formula (I). Compound

[00270] Compound 1-1: ¹H NMR (500 MHz, CDCl₃) δ 4.08–4.13 (m, 3H), 3.99–4.01 (m, 3H), 3.84–3.88 (m, 3H), 2.30–2.48 (m, 12H), 2.24 (s, 9H), 1.27–1.44 (m, 24H), 0.88 (t, J = 7.0 Hz, 9H). HRMS (ESI) calcd for C₁₉H₃₃N₃O₆ [M+H]⁺ 643.5122, found 643.5203.

[00271] Compound 1-2: ¹H NMR (500 MHz, CDCl₃) δ 4.08–4.13 (m, 3H), 3.98–4.00 (m, 3H), 3.83–3.86 (m, 3H), 2.33–2.47 (m, 12H), 2.24 (s, 9H), 1.26–1.46 (m, 36H), 0.88 (t, J = 7.0 Hz, 9H). HRMS (ESI) calcd for C₂₀H₃₅N₃O₆ [M+H]⁺ 727.6056, found 727.6116.

[00272] Compound 1-3: ¹H NMR (500 MHz, CDCl₃) δ 4.08–4.13 (m, 3H), 3.99–4.00 (m, 3H), 3.84–3.87 (m, 3H), 2.30–2.47 (m, 12H), 2.24 (s, 9H), 1.26–1.44 (m, 60H), 0.88 (t, J = 7.0 Hz, 9H). HRMS (ESI) calcd for C₂₇H₄₉N₃O₆ [M+H]⁺ 895.7934, found 895.7937.

[00273] Compound 1-4: ¹H NMR (500 MHz, CDCl₃) δ 4.08–4.11 (m, 3H), 3.98–3.99 (m, 3H), 3.84–3.87 (m, 3H), 2.33–2.45 (m, 12H), 2.24 (s, 9H), 1.25–1.44 (m, 96H), 0.88 (t, J = 7.0 Hz, 9H). HRMS (ESI) calcd for C₃₀H₅₇N₃O₆ [M+H]⁺ 1148.0751, found 1148.0615.

and 1-5: ¹H NMR (500 MHz, CDCl₃) δ 4.08–4.13 (m, 3H), 3.93–3.95 (m, 3H), 1.34–1.42 (m, 12H), 1.26–1.33 (m, 12H), 1.39–1.41 (m, 12H), 0.89 (t, J = 7.0 Hz, 18H). HRMS (ESI) calcd for C₂₀H₃₇N₃O₆ [M+H]⁺ 597.

標示物質在專利全文
中出現的頁碼與句子。

此篇專利
重要物質
(物質導航)

可直接將結構貼至畫
板修改查詢，並可看
物質詳細資訊

如何加速SciFinder 查詢流程



SciFinder是由CAS (美國化學索摘服務社)設計的線上檢索查詢平台，它是世界上**最權威**、**最全面性**的化學和科學資訊數據庫。現在**ChemBioDraw Ultra 14**提供了一個SciFinder按鈕，讓使用者要查詢SciFinder變的更加快速方便，以下為如何透過**ChemBioDraw Ultra 14**查詢SciFinder的物質和反應資訊。

1 選定結構

2

3

Search SciFinder

Substance Search

- Substructure
- Exact Structure

Reaction Search (Substructure)

- Selected Structure(s) are Products
- Selected Structure(s) are Reactants

OK Cancel

REACTIONS

Analyze Refine

Reagent by:

BuLi	1379
K ₂ CO ₃	1192
PPh ₃	1189
H ₂ O	1184
P(OEt) ₃	1130
NaOBu-t	822
H ₂ SO ₄	735
I ₂	676
Me ₂ SnCl	648
564483-19-8	642

1. View Reaction Detail [Link](#) [Similar Reactions](#)

Single Step *Hover over any structure for more options.*

65% ~99%

Overview

Steps/Stages

1.1 R: P(OEt)₃, overnight, reflux

Notes

Reactants: 1, Reagents: 1, Steps: 1, Stages: 1, Most stages in any one step: 1

References

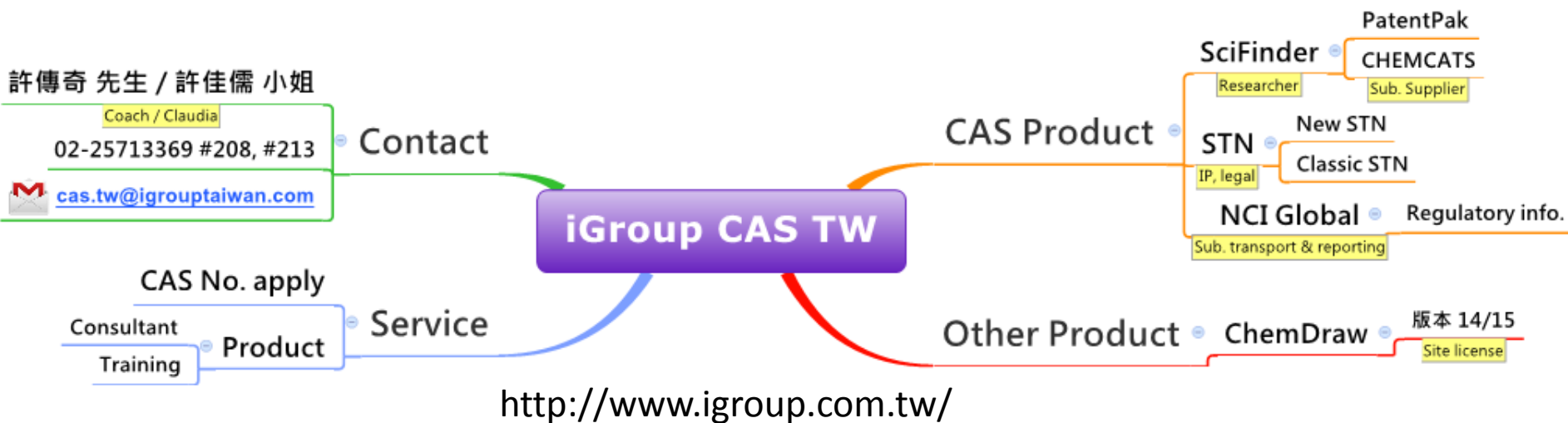
Metal complexes, methods, and uses thereof

Quick View PatentPak™

By Li, Jian and Turner, Eric

From PCT Int. Appl., 2014109814, 17 Jul 2014

直接導向SciFinder檢索頁面



許傳奇 Coach Hsu ; 許佳儒 Claudia Syu ; iGroup TW CAS